



2015

2016-013

2016 03

(

)

1

50%

2

3

10

4

5

149560000

10

3.5

0

10

15

.....	6
.....	10
.....	12
.....	24
.....	44
.....	52
.....	52
.....	53
.....	58
.....	63
.....	163

		2015 1 1 2015 12 31
		2014 1 1 2014 12 31
www.cninfo.com.cn		

			300476
		Victory Giant Technology (HuiZhou)Co.,Ltd.	
		VGT	
		516211	
		516211	
		www.shpcb.com	
		zqb@shpcb.com	

	0752-3761918	0752-3761918
	0752-3761928	0752-3761928
	zqb@shpcb.com	zqb@shpcb.com

	www.cninfo.com.cn

	19 68 A-1 A-5

	1012		2015 6 11 -2018 12 31

	2015	2014		2013
	1,284,631,483.77	1,086,725,415.86	18.21%	980,114,888.21
	126,539,722.29	103,157,786.44	22.67%	88,531,411.83
	119,779,282.35	100,453,459.98	19.24%	85,684,027.88

	27,398,420.14	34,174,092.81	28,196,885.10	30,009,884.30
	-26,039,983.40	41,177,342.12	-26,996,571.91	30,669,875.05

1

2

	2015	2014	2013	
	-2,451,872.54	-1,342,485.20	-196,222.28	
	6,683,640.12	4,945,336.76	3,010,932.56	
			1,513,047.92	
	4,580,974.16	326,337.34		
	-969,500.00	-1,907,700.00		
	126,448.41	1,235,289.30	-806,733.43	
	1,209,250.21	552,451.74	673,640.82	
	6,760,439.94	2,704,326.46	2,847,383.95	--

1

1

		VGA	PCB		CPCA
			12.60	18.91%	
1.46	22.84%	1.27	22.67%		
0.19	90.77%		CPCA		
		VGA	PCB		2015
GB/T29490-2013			165	25	
139	1				

1

	34.35%
	16.96%, ERP
	46.90%
	131.68%
	264.74%
	1035.89%
	80.59%
	100%
	76.58%
	36.79%
	58.15%
	100%
	33.84%
	38.92%

1

2

1

	2015		2014		
	1,284,631,483.77	100%	1,086,725,415.86	100%	18.21%
PCB	1,260,411,737.38	98.11%	1,059,945,781.75	97.54%	18.91%
	24,219,746.39	1.89%	26,779,634.11	2.46%	-9.56%
PCB	368,400,049.00	28.68%	241,805,223.03	22.25%	52.35%
PCB	892,011,688.38	69.44%	818,140,558.72	75.28%	9.03%
	24,219,746.39	1.89%	26,779,634.11	2.46%	-9.56%
	729,314,608.02	56.77%	703,119,374.31	64.70%	3.73%
	555,316,875.75	43.23%	383,606,041.55	35.30%	44.76%

2

10%

--	--	--	--	--	--	--

6

1

7

8

	354,825,803.63
	27.61%

5

1	Dell Global B.V(Singapore Branch)	107,945,879.49	8.40%
2		70,831,228.10	5.51%
3	DELTA ELECTRONICS INTL(SINGAPORE)PTE.LTD.	61,326,832.85	4.77%
4		59,481,238.80	4.63%
5	Galaxy Microsystems Ltd	55,240,624.39	4.30%
	--	354,825,803.63	27.61%

	218,543,299.29
	35.81%

5

1		78,089,443.38	12.79%
2		42,778,730.41	7.01%
3	()	36,192,722.66	5.93%
4		31,286,356.49	5.13%
5		30,196,046.36	4.95%
	--	218,543,299.29	35.81%

3

	2015	2014		
	34,134,614.08	25,646,168.57	33.10%	2015 33.10%,
	143,581,391.54	102,463,308.46	40.13%	2015 40.13%,
	-19,720,800.92	782,708.33	-2,619.56%	2015 2619.56%, ;

4

	9				LED
					15
162	22	139	1		379
12.56%		7346.37	5.72%		

	2015	2014	2013
	379	346	302
	12.56%	12.74%	12.98%
	73,463,654.59	52,506,466.72	42,649,719.68
	5.72%	4.83%	4.35%
	0.00	0.00	0.00
	0.00%	0.00%	0.00%
	0.00%	0.00%	0.00%

5

	2015	2014	
	1,150,659,882.10	1,020,449,966.91	12.76%
	1,131,849,220.24	816,600,210.35	38.61%
	18,810,661.86	203,849,756.56	-90.77%
	75,152,231.31	41,342,667.34	81.78%
	570,683,494.49	161,990,994.42	252.29%
	-495,531,263.18	-120,648,327.08	301.72%
	966,106,281.70	249,834,588.02	286.70%
	345,299,180.88	408,329,839.17	-15.44%
	620,807,100.82	-158,495,251.15	491.69%
	147,136,227.68	-74,685,368.63	297.01%

2015 6

2015 8

。

1

,

90.77%

2

,

301.72%

3

,

2015 491.69%

2015 6

2015 8

,

4

,

297.01%

2015 6

2015 8

,

2015 6

2015 8

1881.07

90.77%

	5,806,874.16	3.98%		
	-2,195,400.00	-1.51%		
	11,367,613.56	7.79%		

1

2

3

4

5

1

2015		57,681.91	28,902.37	28,902.37	0	0	0.00%	28,779.54		0
	--	57,681.91	28,902.37	28,902.37	0	0	0.00%	28,779.54	--	0
		A		[2015]949		2015 6				
		36,670,000.00		15.73 /		576,819,100.00				
5,940,000.00		37,609,146.00		539,209,954.00		2015 6 8		[2015]10904		
		533,269,954.00				2015 6 8				
2015 6 8				539,209,954.00						

5,940,000.00	2015	6	8			533,269,954.00
				2,524,107.87		
247,998,611.88						110,466,800.00
					137,531,811.88	2015 12 31
				287,795,449.99		
				<<		>>
						2012
						2015 7 22
						2015 12 31
						752900013810222
101,272.35	1			752900013810222		100,000,000.02 2
				752900013810222	59,999,999.99	3
				752900013810222	72,000,000.00	4
					75290001388000339	
					75290001388000311	
				75290001388000325		
				336000100100257602	4,516,898.20	1
				336000100200176489	20,000,000.00	5
					1751568815	
				7,279.43	1	8625204443
				31,170,000.00	6	
				287,795,449.99	1	
2						100,000,000.02
				2016 8 5		4.35% 3
				59,999,999.99		
				2016 2 16	3.4%	61,049,723.57
				1,049,723.58	4	3.3%
				5		2.6%
6				2016 1 23		2.16%

	<p style="text-align: center;">2015 7 9</p> <p style="text-align: center;">5.4</p> <p style="text-align: center;">28,317.00</p>

3

1

2

10%

(46,600,000.00	293,999,728.20	189,667,473.44	306,309,569.10	39,560,351.28	33,016,032.61
)			315,730.00	21,103,165.65	-494,560.38	22,564,705.96	-467,924.88	-416,576.74

4

5

1

2016 3 24			2015	
2015 12 31	149,560,000		10	3.5
		10	15	
52,346,000	224,340,000			

10	0
10	3.5
10	15
	149,560,000
	52,346,000.00
	341,502,345.80
	100.00%
2016 3 24	2015

149,560,000	10	3.50	10
15	52,346,000.00	224,340,000	373,900,000

3

() 2014

2013 ,2014 10 0.45 2015 12 31

() 2015


2016 3 24 2015

149,560,000 10 3.50 10 15
 52,346,000.00 224,340,000 373,900,000

2015	52,346,000.00	126,539,722.29	41.37%	0.00	0.00%
2014	49,500,000.00	103,157,786.44	47.98%	0.00	0.00%
2013	0.00	88,531,411.83	0.00%	0.00	0.00%

1


			6	2015 06	
	;		20	11	




6
2015

			25%			
			1 2			
			25%	2015 06 11		


--	--	--	--	--	--	--





			3			
	;	IPO		2015 06 11		

			20			
			1			
			1			



3

B

30%

2

			2			
--	--	--	---	--	--	--

	65
	6
	0
	0

<

>

<

>

2015 8 21

2015

<

>

2015 8 24

2015 8 24

2015 11 27

www.cninfo.com.cn

1

2

3

4

5

1

1

2

3

2

3

1

			14,200				7,000	0	7.59	7.59	7.59
			10,000	2015 08 05	2016 08 05			0	435.12	0	0

				2015	2016							
			6,000	08	12	02	16			0	104.97	0 0

1

	110,000,000	100.00%	2,890,000				2,890,000	112,890,000	75.48%
3	77,330,000	70.30%	2,890,000				2,890,000	80,220,000	53.64%
	77,330,000	70.30%						77,330,000	51.71%
4	32,670,000	29.70%	2,890,000				2,890,000	2,890,000	1.93%

A 3,667 2,890,000

A 3,667 2015 6 11 11,000 14,667
 0.57 0.51 11.76%

2

	0	0	1,050,000	1,050,000		12 2016 8 24 30%
	0	0	600,000	600,000		
	0	0	500,000	500,000		
	0	0	120,000	120,000		
	0	0	100,000	100,000		
	0	0	60,000	60,000		



	0	0	20,000	20,000		
	0	0	20,000	20,000		
	0	0	20,000	20,000		
	0	0	20,000	20,000		
	0	0	20,000	20,000		
	0	0	10,000	10,000		
	0	0	10,000	10,000		

	0	0	8,000	8,000		
	0	0	8,000	8,000		
	0	0	8,000	8,000		
	0	0	8,000	8,000		
	0	0	5,000	5,000		
	0	0	5,000	5,000		
	0	0	5,000	5,000		
	0	0	5,000	5,000		
	0	0	5,000	5,000		
	0	0	3,000	3,000		
	0	0	3,000	3,000		
	0	0	2,890,000	2,890,000	--	--

1

	2015 06 05	15.73	36,670,000	2015 06 11	36,670,000	
	2015 08 24	20.96	2,890,000	2015 11 27	2,890,000	

1

15.73 /

2

2,890,000

20.96 /

2

3

1

	16,597		17,845		0		0
				9		9	
5%		10					
		27.18%	40,651,050		40,651,050	0	18,000,000
		21.84%	32,670,000		32,670,000	0	
		7.50%	11,220,000		11,220,000	0	
		5.61%	8,388,710		8,388,710	0	
		3.68%	5,500,000		5,500,000	0	
		3.53%	5,280,000		5,280,000	0	
		1.84%	2,750,000		2,750,000	0	

10

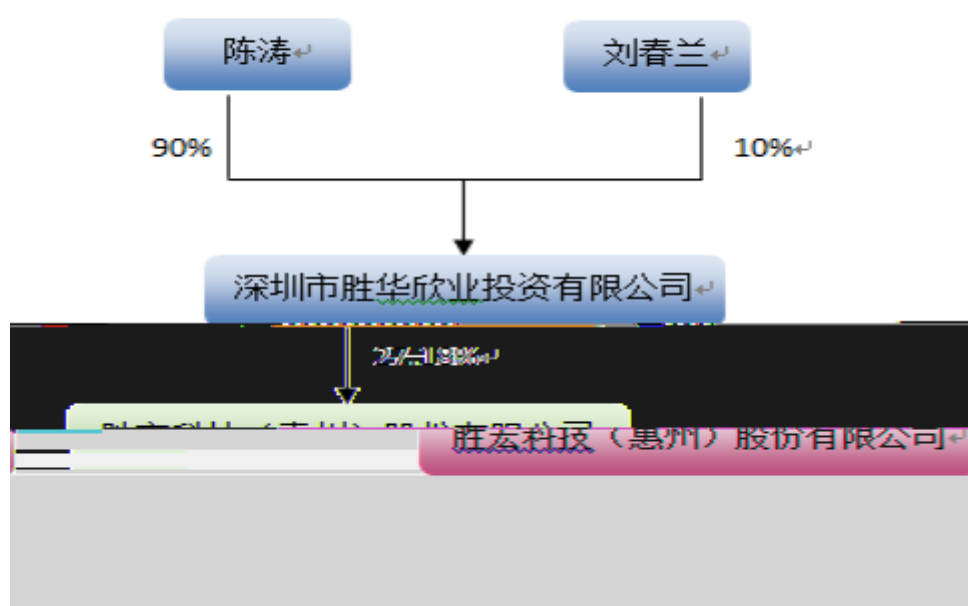
10

2

	/			
		2001 09 03	73204146-5	

3

10		



4 10%

	/			
		2006 07 08	10,000	

5

					2012	2018						
				37	02 20	02 26	0	1,050,000	0	0	1,050,000	
					2012	2018						
				39	02 20	02 26	0	600,000	0	0	600,000	
					2012	2018						
				44	02 20	02 26	0	500,000	0	0	500,000	
	--	--	--	--	--	--	0	2,150,000	0	0	2,150,000	

--	--	--	--	--	--	--	--	--	--	--	--	--

EMBA

MBA

MBA

()

MBA

,

			39		28.5	
			44		27.99	
	--	--	--	--	305.38	--

				/	/				/	
		0	0	0	55.11	0	0	1,050,000	20.96	1,050,000
		0	0	0	55.11	0	0	600,000	20.96	600,000
		0	0	0	55.11	0	0	500,000	20.96	500,000
	--	0	0	--	--	0	0	2,150,000	--	2,150,000

1

	2,409
	609
	3,018
	3,018
	0
	1,831
	143
	379
	21
	235
	409

	3,018
	4
	123
	287
	583
	2,021
	3,018

2

,

3

4

1

2015		100.00%	2015 02 27		

2015		0.01%	2015 08 21	2015 08 21	www.cninfo.com.cn
------	--	-------	------------	------------	-------------------

2**1**

2

3

4

1

2

	2016 03 25	
	www.cninfo.com.cn	
		100.00%
		100.00%
	1	

	2	
	1% 2000	0.5% 1000
	1% 0.3% 600 2000	0.5% 0.25% 500 1000
	0.3% 600	0.25% 500
		0
		0
		0
		0

2015 12 31	
12 31	2015
	2016 03 25

	[2016]6678-1

	2016 03 24
	[2016]6678

31

2015

2015 12

1

2

1

	233,287,051.79	182,139,054.54
	49,597,417.49	21,407,793.80
	487,192,611.37	385,156,130.56
	2,416,962.90	662,657.40
	16,103,815.67	20,676,800.96

	136,087,989.89	122,069,464.62
	370,972,625.65	32,659,251.16
	1,295,658,474.76	764,771,153.04

	366,788,122.22	32,659,251.16
	1,245,551,408.35	714,181,014.38
	56,573,426.06	55,873,426.06
	554,483,836.86	415,645,806.60
	38,333,871.57	27,575,558.60
	111,367.20	573,782.70
	21,241,256.02	18,149,121.45
	1,714,395.83	
	6,375,381.93	3,579,292.29
	16,084,271.31	21,638,423.76
	694,917,806.78	543,035,411.46
	1,940,469,215.13	1,257,216,425.84
	42,000,000.00	101,543,344.25
	2,195,400.00	
	167,808,128.47	259,506,424.05
	507,915,713.22	382,261,893.52
	486,350.94	172,596.99
	15,485,876.66	12,481,828.89
	7,604,064.61	4,673,172.36

	75,779,355.95	8,970,866.55
		1,150,000.00
	819,274,889.85	

3

	1,284,631,483.77	1,086,725,415.86
	1,284,631,483.77	1,086,725,415.86
	1,146,728,932.55	971,229,531.36
	971,570,340.49	830,750,172.72
	5,795,773.80	8,120,172.50
	34,134,614.08	25,646,168.57
	143,581,391.54	102,463,308.46
	-19,720,800.92	782,708.33
	11,367,613.56	3,467,000.78
	-2,195,400.00	
	5,806,874.16	-1,581,362.66
-		
	141,514,025.38	113,914,521.84
	7,687,610.09	6,725,400.60
	72 19.58 re	

	145,872,241.37	118,752,662.70
	19,332,519.08	15,594,876.26
	126,539,722.29	103,157,786.44
	126,539,722.29	103,157,786.44
	-4,121.83	-1,735.63
	-4,121.83	-1,735.63
1.		
2.		
	-4,121.83	-1,735.63
1.		
2.		
3.		
4.		
5.	-4,121.83	-1,735.63
6.		
	126,535,600.46	103,156,050.81
	126,535,600.46	103,156,050.81

0.00

0.00

4

	1,248,370,039.63	1,044,242,706.96
	998,846,159.20	844,691,930.22
	3,167,083.97	6,530,030.81
	31,474,238.28	23,587,844.20
	124,167,495.59	83,508,380.33
	-19,158,625.83	1,361,646.37
	11,032,977.60	4,305,990.24
	-2,195,400.00	

1.		
2.		
3.		
4.		
5.		
6.		
	93,970,852.42	73,596,066.98

5

	1,041,438,063.69	958,539,881.45

	98,161,594.36	55,369,979.49
	11,060,224.05	6,540,105.97
	1,150,659,882.10	1,020,449,966.91
	766,168,575.01	548,103,007.88
	223,644,322.06	166,704,725.33
	46,840,186.59	36,190,683.56
	95,196,136.58	65,601,793.58
	1,131,849,220.24	816,600,210.35
	18,810,661.86	203,849,756.56
	1,301,845.21	326,337.34
	162,120.00	2,716,330.00
	73,688,266.10	38,300,000.00
	75,152,231.31	41,342,667.34
	168,683,494.50	122,783,294.42
	401,999,999.99	39,207,700.00
	570,683,494.49	161,990,994.42
	-495,531,263.18	-120,648,327.08
	594,132,499.31	

	275,985,551.96	249,834,588.02
	95,988,230.43	
	966,106,281.70	249,834,588.02
	340,905,832.75	271,001,665.88
	4,393,348.13	54,539,657.99
		82,788,515.30
	345,299,180.88	408,329,839.17
	620,807,100.82	-158,495,251.15
	3,049,728.18	608,453.04
	147,136,227.68	-74,685,368.63
	75,440,698.36	150,126,066.99
	222,576,926.04	75,440,698.36

6

	938,018,120.30	913,458,298.39
	98,161,594.36	54,935,261.66
	10,774,107.21	6,215,516.02
	1,046,953,821.87	974,609,076.07
	762,690,941.46	537,509,129.20
	180,906,757.88	130,878,202.71
	19,858,575.62	22,260,610.07
	85,734,522.86	55,319,921.96
	1,049,190,797.82	745,967,863.94
	-2,236,975.95	228,641,212.13

	1,301,845.21	326,096.07
	559,969.58	547,295.39
	73,528,266.10	38,150,000.00
	75,390,080.89	39,023,391.46
	151,788,275.26	120,690,637.25
	700,000.00	
	401,999,999.99	39,057,700.00
	554,488,275.25	159,748,337.25
	-479,098,194.36	-120,724,945.79
	594,132,499.31	
	271,378,688.50	239,834,588.02
	95,988,230.43	
	961,499,418.24	239,834,588.02
	330,905,832.75	271,001,665.88
	4,393,348.13	54,539,657.99
		82,788,515.30
	335,299,180.88	408,329,839.17
	626,200,237.36	-168,495,251.15
	3,041,232.30	551,651.45
	147,906,299.35	-60,027,333.36
	59,785,584.98	119,812,918.34
	207,691,884.33	59,785,584.98

7

	110,000,000.00				232,184,172.26		-20,641.52		19,237,212.70		224,359,708.75	585,760,452.19
	110,000,000.00				232,184,172.26		-20,641.52		19,237,212.70		224,359,708.75	585,760,452.19
	39,560,000.00				556,800,971.31	60,603,300.00	-4,121.83		9,397,085.24		117,142,637.05	662,293,271.77
							-4,121.83				126,539,722.29	126,535,600.46
	39,560,000.00				556,800,971.31	60,603,300.00						535,757,671.31
1	36,670,000.00				496,859,199.31							533,529,199.31
2												
3	2,890,000.00				59,941,772.00	60,603,300.00						2,228,472.00
4												

									9,397,085.24		-9,397,085.24		
1									9,397,085.24		-9,397,085.24		
2													
3													
4													
1													
2													
3													
4													
1													
2													
	149,560,000.00				788,985,143.57	60,603,300.00	-24,763.35		28,634,297.94		341,502,345.80		1,248,053,723.96

	110,000,000.												

	110,000,000.00				232,184,172.26		-18,905.89	11,877,606.00		178,061,529.01		532,104,401.38
							-1,735.63	7,359,606.70		46,298,179.74		53,656,050.81
							-1,735.63			103,157,786.44		103,156,050.81
1												
2												
3												
4												
								7,359,606.70		-56,859,606.70		-49,500,000.00
1								7,359,606.70		-7,359,606.70		

3													
4													
1													
2													

3	2,890,00 0.00				59,941,77 2.00	60,603,30 0.00					2,228,472 .00
4											
									9,397,085 .24	-9,397,0 85.24	
1									9,397,085 .24	-9,397,0 85.24	
2											
3											
1											

	110,000,				237,561,6				11,339,86 3.11	102,058 ,767.97	460,960,2 32.25
									7,359,606 .70	16,736, 460.28	24,096,06 6.98
										73,596, 066.98	73,596,06 6.98
									7,359,606 .70	-56,859, 606.70	-49,500,0 00.00

	110,000,000.00				237,561,601.17				18,699,469.81	118,795,228.25	485,056,299.23
--	----------------	--	--	--	----------------	--	--	--	---------------	----------------	----------------

1

14956

14956

25%

2

2006 7 26

[2006]168

1200

2007

380

520

300

2007

039

2007

111

2007

161

2007 11 2

1200

92,022,260.00

2010 12 23

[2010]262

6,977,740.00

70% 30%

99,000,000.00

2010 12 27

ZH[2010]556-2

2010 12 27

70% 30%

2010 12 24

[2010]264

41.965% 17.985%

2011 5 9

[2011]106

572

528

9,900

11,000

				3.5%	1.5%		()
()							
2011 5 11						ZH[2011]504	
2011 5 10				42,120,000.00	38,880,000.00		5,720,000.00
5,280,000.00							
2011 8 9						[2011]228	
		5%					
2011 10 20						[2011]301	
		1.75%					
		0.75%	1.8391%	1.3793%			
2012 1 15							
2012 1 16						2011 12 31	
				110,000,000.00			
2012 1 16						[2012]22	
2012 2 18						ZH[2012]5	
				110,000,000.00		110,000,000.00	
2015 5 21						[2015]949	
				3,667	, ? ?	???? ? ?	?? (??) ?
?????????	[2015]265	????????	????	????????	????	????????	? ? ? ?
????????	???	146,670,000.00??					
2015 8 19						[2015]307	3,667
2015 8 21						2015	
						2015 8 24	
							46
289.60			31.40			2015 11 10	
46	40			289.60	289.00		
			20.97 /			60,603,300.00	
	2,890,000.00						149,560,000.00
2016 1 6						[2016]7	
2016 1 27							
	91441300791200462B						

2016 3 24

,

1

2

12

1

)

15 2014

15 -

2014

2

1 1 12 31

3

1 1 12 31

4

5

1.

2.

1

2

1

1

2

3

4

2

3

6

33

7

8

9

1.

2.

10

1.

2.

1

2

1

2

3

1
14

13

2

1

2

3.

1

2

1

2

1

2

4.

5.

11**1**

	100	100
	3	

2

1 1	5.00%	5.00%
1 2	20.00%	20.00%
2 3	40.00%	40.00%
3 4	60.00%	60.00%
4 5	80.00%	80.00%
5	100.00%	100.00%

3**12**

1.

2.

3.

4.

5.

13

1

2

3

4.

1

2

3

1

2

5.

15

3

1

2

3

[

75%

75%] 4

[90%

90%]

[90%

90%] 5

17

1.

2.

18

1.

2

1

1

2

3

2

3

3

3

19

20

21

1

1.

2.

50

5

28

3.

2

1

2

3

4

5

22

23

24

1

2

3

4

25

1.

2.

26

1.

2.

1

2

3.

4.

1

2

3

27

28

1.

1

2

4

5

3

1

2

3

2.

3.

4.

1

2

3

29

1

1.

2.

3.

1

2

1

2

2

1

2

1

2

30

/

1.

2.

3.

4.

1

2

31

1

2

32

33

1

2

34

1

		17%,3%
		7%
		15% 16.5%,25%
	30%	1.2%
		3%
		2%

	15%
	16.5%
	25%

2

2013 12 3

GF201344000437

2015

15%

2013 10 16

GF201344000009

2015

15%

3**1**

	60,072.23	85,084.45
	222,516,853.81	75,355,613.91
	10,710,125.75	106,698,356.18
	233,287,051.79	182,139,054.54
	10,425,969.82	13,373,038.33

1 106,698,356.18
10,710,125.75

2 10,425,969.82

3

2

--	--	--

3

4**1**

	40,154,910.49	19,458,470.47
	9,442,507.00	1,949,323.33
	49,597,417.49	21,407,793.80

2

	4,680,820.42
	0.00
	4,680,820.42

3

	513,212, 585.77	100.00%	26,019,9 74.40	5.07%	487,192,6 11.37	405,521 ,130.74	100.00%			

--	--	--	--	--	--

4

Dell Global B.V.(Singapore Branch)		41,471,933.14	1	8.08%	2,073,596.66
		33,527,103.01	1	6.53%	1,676,355.15
DELTA ELECTRONICS		26,198,977.03	1	5.10%	1,309,948.85
INTL(SINGAPORE)PTE.LTD.					
		24,387,732.08	1	4.75%	1,219,386.60
		23,223,637.99	1	4.53%	1,161,181.90
		<u>148,809,383.25</u>		<u>28.99%</u>	<u>7,440,469.16</u>

5

6

6

1

1		2,410,496.40	99.73%	662,657.40
1 2		6,466.50	0.27%	
		2,416,962.90	--	662,657.40

1

2

1			59.03%
		1,426,636.85	
2	VIA Mechanlcs(Asla) Pte.Ltd.Hong Kong Branch	164,288.08	6.80%
3		119,000.00	4.92%

4		101,200.00	4.19%
5		70,000.00	2.90%
	--	1,881,124.93	77.84%

7

1

--	--	--

2

--	--	--	--	--

8

1

()		
-----	--	--

2

1

()				
-----	--	--	--	--

9

1

--	--	--

--	--	--	--	--	--

4

	9,524,763.13	18,909,943.98
	2,153,427.27	1,410,000.00
	899,172.54	682,494.47
	939,549.59	420,206.99
	3,615,628.60	
	115,650.00	375,450.67
	17,248,191.13	21,798,096.11

5

7

8

10

1

	39,366,692.26		39,366,692.26	28,399,815.17		28,399,815.17
	26,532,378.11		26,532,378.11	33,430,142.16		33,430,142.16
	70,188,919.52		70,188,919.52	60,239,507.29		60,239,507.29
	136,087,989.89		136,087,989.89	122,069,464.62		122,069,464.62

2

3

4

11

12

--	--	--

13

	34,467,596.71	32,659,251.16
	336,505,028.94	
	370,972,625.65	32,659,251.16

5



18

1

2

3

--	--	--

19

1

1.	181,114,908.44	429,005,734.07	8,163,887.88	21,045,655.06	639,330,185.45
2.	16,030,000.00	202,205,525.80	3,352,608.07	2,822,903.93	224,411,037.80
1	16,030,000.00	202,205,525.80	3,352,608.07	2,822,903.93	224,411,037.80
2					
3					

38,524,358.01

4



25

1

1.	19,476,421.00	80,000.00		1,710,502.85		21,266,923.85
2.				2,991,453.19	1,100,000.00	4,091,453.19
1				2,991,453.19	1,100,000.00	4,091,453.19
2						
3						
3.		80,000.00				80,000.00
1		80,000.00				80,000.00
4.	19,476,421.00			4,701,956.04	1,100,000.00	25,278,377.04
1.	2,232,089.48	68,159.68		805,330.50		3,105,579.66
2.	389,528.42	11,840.32		587,255.95	22,916.67	1,011,541.36
1	389,528.42	11,840.32		587,255.95	22,916.67	1,011,541.36
3.		80,000.00				80,000.00
1		80,000.00				80,000.00
4.	2,621,617.90			1,392,586.45	22,916.67	4,037,121.02
1.						
2.						

1						
3.						
1						
4.						
1.	16,854,803.10			3,309,369.59	1,077,083.33	21,241,256.02
2.	17,244,331.52	11,840.32		905,172.35		18,161,344.19

0.00%

2

--	--	--

26

--	--	--	--	--

27

1

--	--	--	--	--

2

--	--	--	--	--

--	--	--	--	--

28

		2,587,925.21	167,815.42	2,420,109.79
		2,587,925.21	167,815.42	2,420,109.79

29

/

1

	27,164,349.86	4,080,567.99	21,486,295.33	3,224,191.79
	6,550,233.08	982,534.96	860,674.05	129,101.11
	2,228,472.00	334,270.80		
	6,153,747.98	923,062.20	2,750,000.00	412,500.00
	2,195,400.00	329,310.00		
	44,292,202.92	6,649,745.95	25,096,969.38	3,765,792.90

2

	4,505,028.95	675,754.34		
	4,505,028.95	675,754.34		

3

--	--	--	--	--

2015

		6,649,745.95		3,765,792.90



5		
	406,050,877.46	292,293,507.10

2 **1**

--	--	--

36

1

1 1	506,876.30	532,258.58
1-2 (2)	28,984.93	
	535,861.23	532,258.58

2 **1**

--

2

1	15,682,070.05	195,457,484.37	191,856,456.74	19,283,097.68
2		9,826,302.28	9,826,302.28	
3		6,752,843.60	6,752,843.60	
		5,971,471.68	5,971,471.68	
		781,371.92	781,371.92	
4	49,925.00	2,916,375.00	2,966,300.00	
5	478,394.18	2,044,795.81	2,044,795.81	478,394.18
	16,210,389.23	216,997,801.06	213,446,698.43	19,761,491.86

3

1		10,549,351.68	10,549,351.68	
2		408,131.92	408,131.92	
		10,957,483.60	10,957,483.60	

38

39

--	--	--

--	--	--

40

--	--	--

1

41

1

PHHFC)rb3/22

	60,603,300.00	
	10,809,688.61	8,899,975.97
	1,547,770.64	1,253,492.13
	236,019.23	225,057.04

43

--	--	--

44

		1,150,000.00

3

4

47

1

--	--	--

48

1

--	--	--

2

--	--	--

--	--	--

--	--	--

49

--	--	--	--	--	--

50

--	--	--	--	--

51

	1,600,000.00	4,648,266.10	94,518.12	6,153,747.98	
	1,600,000.00	4,648,266.10	94,518.12	6,153,747.98	--

						/
	300,000.00		21,505.36	200,000.00	478,494.64	
LED			12,244.88	300,000.00	287,755.12	
	1,000,000.00				1,000,000.00	
		3,028,266.10	60,767.88		2,967,498.22	

150,000.00

150,000.00

		60,000.00			60,000.00	
		100,000.00			100,000.00	
PCB	100,000.00	100,000.00			200,000.00	
		150,000.00			150,000.00	
		150,000.00			150,000.00	
	200,000.00				200,000.00	
		60,000.00			60,000.00	
	1,600,000.00	4,148,266.10	94,518.12	500,000.00	6,153,747.98	--

2015

52

--	--	--

53


		+					
	110,000,000.00	39,560,000.00				39,560,000.00	149,560,000.00

1. 2015 6 11 36,670,000.00
2. 2015 8 24 40 2,890,000.00

54

1

2



60

	224,359,708.75	178,061,529.01
	224,359,708.75	178,061,529.01
	126,539,722.29	103,157,786.44
	9,397,085.24	7,359,606.70
		49,500,000.00
	341,502,345.80	224,359,708.75

- 1) 0.00
- 2) 0.00
- 3) 0.00
- 4) 0.00
- 5) 0.00

61

	1,260,411,737.38	970,889,305.13	1,059,945,781.75	830,622,836.76
	24,219,746.39	681,035.36	26,779,634.11	127,335.96
	1,284,631,483.77	971,570,340.49	1,086,725,415.86	830,750,172.72

62

		14,400.00
	3,380,868.01	4,728,367.28
	1,448,943.48	2,026,443.14
	965,962.31	1,350,962.08
	5,795,773.80	8,120,172.50

63

	11,533,712.16	8,135,933.65
	9,855,904.27	7,849,836.46
	6,921,966.23	5,424,423.21
	101,181.86	103,094.52

-

69

	575,117.04	118,541.16	575,117.04
	575,117.04	118,541.16	575,117.04
	6,683,640.12	4,945,336.76	6,683,640.12
3.	428,852.93	1,661,522.68	428,852.93
	7,687,610.09	6,725,400.60	7,687,610.09

								/
						2,231,900.00		
						1,500,000.00		
2014						1,427,626.00		
LED						500,000.00		
						244,400.00		
2014						218,976.00		
2014						160,000.00		

--	--	--	--	--	--	--	--	--	--

71

1

	21,540,717.79	16,058,129.83
	-2,208,198.71	-463,253.57
	19,332,519.08	15,594,876.26

2

	145,872,241.37
/	21,880,836.21
	-10,077.47
	-3,816,401.32
	1,244,655.70
	33,505.96
	19,332,519.08

72

57

73

1

2

	70,452,814.57	45,525,644.81
	23,153,679.22	17,407,140.40
	889,759.89	2,062,398.82
	467,124.96	320,376.17
	232,757.94	286,233.38
	95,196,136.58	65,601,793.58

3

--	--

6

		653,840.87
		82,134,674.43
		82,788,515.30

74

1

1	--	--
	126,539,722.29	103,157,786.44
	11,367,613.56	3,467,000.78
	55,250,134.94	41,094,737.29
	1,011,541.36	492,309.12
	167,815.42	
	2,451,872.54	1,342,485.20
	2,195,400.00	
	1,131,940.53	4,183,445.81
	-5,806,874.16	1,581,362.66
	-2,883,953.05	-463,253.57
	675,754.34	
	-14,018,525.27	-19,363,622.20
	-154,108,142.55	-63,071,620.35
	-7,392,110.09	131,429,125.38
	2,228,472.00	
	18,810,661.86	203,849,756.56

2	--	--
3	--	--
	222,576,926.04	75,440,698.36
	75,440,698.36	150,126,066.99
	147,136,227.68	-74,685,368.63

2

76

	10,710,125.75	
	4,680,820.42	
	15,390,946.17	--

77

1

	--	--	114,068,908.36
	17,176,920.39	6.4936	111,540,050.24
	3,018,450.85	0.8378	2,528,858.12
	--	--	242,168,544.22
	35,113,574.72	6.4936	228,013,508.80
	16,895,482.72	0.8378	14,155,035.42
		-	180,522.08
	27,800.00	6.4936	180,522.08
		-	4,202,506.22
	514,430.55	6.4936	3,340,506.22
	16,000,000.00	0.053875	862,000.00
		-	21,727,481.83
	3,345,820.72	6.4936	21,726,421.43
	1,265.70	0.8378	1,060.40
		-	371,306.97
	57,180.45	6.4936	371,306.97

DRV15-1687	2015-8-12	59,999,999.99	0.051283	1,169,972,906.00
—		<u>259,999,999.99</u>		<u>5,135,821,396.00</u>

2.

DRV15-1558	2016-8-5	1,981,374,438.00	0.051538	102,116,249.22
DRV15-1686	2016-8-11	1,952,650,589.00	0.052289	102,102,490.48
DRV15-1687	2016-2-16	1,167,076,703.00	0.051944	60,623,150.94
—		<u>5,101,101,730.00</u>		<u>264,841,890.64</u>

3.

4.

2015

2015

DRV15-1558	43,488,046.00	0.051392	2,234,937.66	4.35%	1,812,994.53	101,812,994.55
DRV15-1686	43,432,062.00	0.052011	2,258,944.98	4.35%	1,817,264.77	101,817,264.75
DRV15-1687	8,216,118.00	0.051919	426,572.63	3.40%	874,769.65	60,874,769.64
—	<u>95,136,226.00</u>		<u>4,920,455.27</u>		<u>4,505,028.95</u>	<u>264,505,028.94</u>

4,505,028.95

2 16

264,505,028.94

61,049,723.57

-

2016


2

78


79

1


1



2



3



3

4

5

6

1

1




4

5

2

1

2



3

1



4

	/	/
	--	--
	--	--
	--	--
	--	--

5**6**

1

1

	233,287,051.79	182,139,054.54
	49,597,417.49	21,407,793.80
	487,192,611.37	385,156,130.56
	16,103,815.67	20,676,800.96
	336,505,028.94	-

2

	46,680,820.42	111,543,344.25
	2,195,400.00	-
	168,213,642.34	254,262,159.05
	406,050,877.46	292,293,507.10
	73,693,755.84	10,525,300.64

2

3

4

57.86%

1

	--	--	--	--
	--	--	--	--

2

3

4

5

6

7

8

9

1

			50	27.18%	27.18%

--	--	--	--	--	--

2

3

--	--

4

5

1

/

--	--	--	--	--	--

/

--	--	--	--

2

/

/

/

/	/	/	/	/	/	/
---	---	---	---	---	---	---

/

/

/	/	/	/	/	/	/
---	---	---	---	---	---	---

/

3

--	--	--	--

--	--	--	--

4

--	--	--	--

	200,000,000.00	2015 08 17	2016 08 07	
	450,000,000.00	2015 07 20	2017 07 20	
	94,887,200.00	2013 07 26	2016 02 05	

1 2015 8 17 20,000

2 2015 7 20 45,000

3 2013 7 26

8,190

200

	2,890,000.00
	2,890,000.00

2

1

752LC1500007	583,200.00	3,930,000.00
752LC1500006	26,000.00	-
08101LC15000035F	18,800.00	122,407.41
—		<u>4,052,407.41</u>

2

3

1

--	--	--	--

2

	52,346,000.00
	52,346,000.00

3

4

1	2016	1	6	1,340.00	
		2016	1	22	4,660.00
					6,000.00

2 2016 3 24

2015

149,560,000

10

3.50

10 15

52,346,000.00

224,340,000

373,900,000

2015

1**1**

--	--	--	--

2

--	--	--

2**3****1****2****4****5**

--	--	--	--	--	--	--

1			
1	489,510,087.78	24,475,504.39	5.00%
1 2	888,495.29	177,699.06	20.00%
2 3	154,896.22	61,958.49	40.00%
	490,553,479.29	24,715,161.94	5.04%

2

5,357,524.81

0.00

--	--	--

3

--	--

--	--	--	--	--	--

4

Dell Global B.V.(Singapore Branch)	41,471,933.14	1	8.17%	2,073,596.66
	33,527,103.01	1	6.60%	1,676,355.15

DELTA ELECTRONICS INTL SINGAPORE	26,198,977.03	1	5.16%	1,309,948.85
PTE.LTD.				
	24,387,732.08	1	4.80%	1,219,386.60
	23,223,637.99	1	4.58%	1,161,181.90
	<u>148,809,383.25</u>		<u>29.31%</u>	<u>7,440,469.16</u>

5

6

2

1

	16,530,644.39	100.00%	1,079,531.19	6.53%	15,451,113.20	27,625,715.54	100.00%	1,093,637.43	3.96%	26,532,078.11
	16,530,644.39	100.00%	1,079,531.19	6.53%	15,451,113.20	27,625,715.54	100.00%	1,093,637.43	3.96%	26,532,078.11

1				
1		14,961,571.88	748,078.59	5.00%
1	2	1,419,650.00	283,930.00	20.00%
2	3	118,806.51	47,522.60	40.00%
		16,500,028.39	1,079,531.19	6.54%

2

0.00

14,106.24

--	--	--

3

--	--

--	--	--	--	--	--

4

	30,616.00	6,145,606.95
	9,524,763.13	18,909,943.98
	1,797,394.32	1,410,000.00
	537,042.75	467,895.90
	909,549.59	395,206.99
	3,615,628.60	
	115,650.00	297,061.72
	16,530,644.39	27,625,715.54

5

		9,524,763.13	1	57.62%	476,238.16
		3,615,628.60	1	21.87%	180,781.43
		1,410,000.00	1 2	8.53%	282,000.00
		347,598.00	1	2.10%	17,379.90
		321,792.75	1	1.95%	16,089.64
	--	15,219,782.48	--	92.07%	972,489.13

6

--	--	--	--	--

7

8

3

	56,573,426.06		56,573,426.06	<u>55,873,426.06</u>		

		700,000.00		700,000.00		
	55,873,426.06	700,000.00		56,573,426.06		

2

3

4

	1,228,887,811.01	997,383,530.36	1,017,069,055.78	839,907,977.83
	19,482,228.62	1,462,628.84	27,173,651.18	4,783,952.39
	1,248,370,039.63	998,846,159.20	1,044,242,706.96	844,691,930.22

5

	1,225,900.00	-1,907,700.00
	75,945.21	326,096.07
	4,505,028.95	
	5,806,874.16	-1,581,603.93

6

1

	-2,451,872.54	
	6,683,640.12	
	4,580,974.16	
	-969,500.00	
	126,448.41	
	1,209,250.21	
	6,760,439.94	--

1

1

2

--	--	--

2

3

4

2015